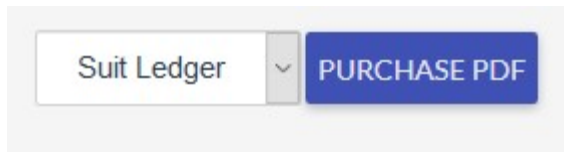


Clerk Connect

What's New? 05/25/2018

1. Civil Inquiry- from the suit details, you have the option to purchase a suit ledger or minutes.



Suit Ledger- you have a few options to choose. Keep in mind, the more options you choose the more pages (which means more costs).



After you choose your options and press the OK button, the total cost displays.

Electronic Copy

Total Page Count: 11

Reference

Total: \$11.00

ACCEPT **CANCEL**

TREASURER

Press the Accept button to accept the charges and gain access to the PDF download link.

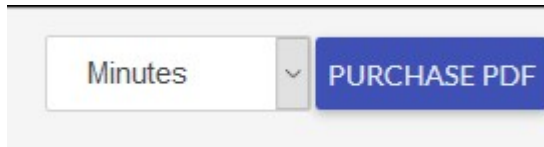
PDF

Your electronic copy is now ready to download. [Click here to download your copy](#)

After you click the download link, your browser may do one of the following depending on your type of browser and browser settings:

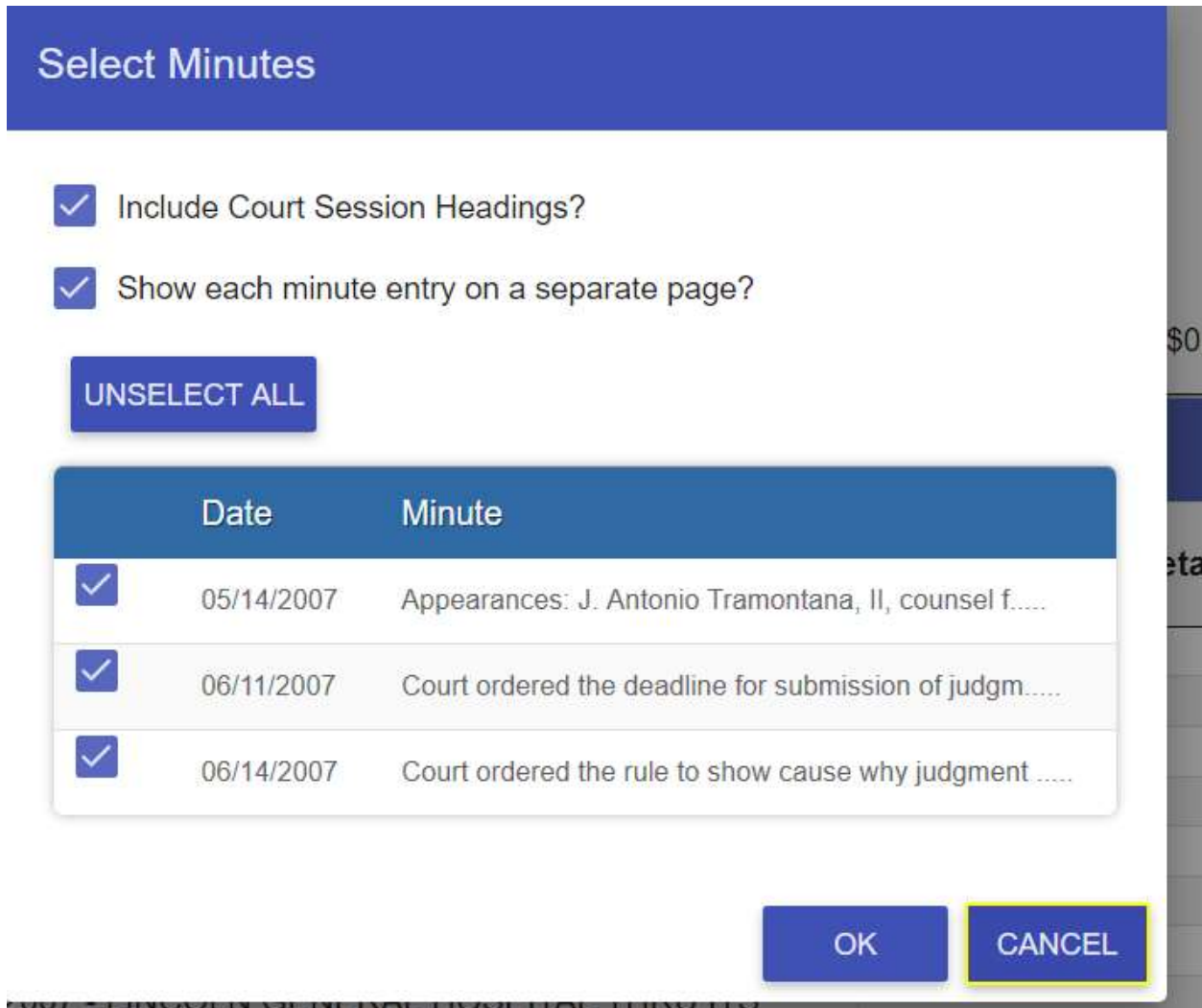
- Automatically open and display the pdf inside your browser. At that point, you can print the pdf or save the pdf to your computer.
- Download the pdf to your Downloads folder. the PDF does not automatically display in you browser, press the CTRL-J to view your downloads and you should see the file in your downloads folder.

Minutes Report - select Minutes from the drop-down and press the Purchase PDF button



A screenshot of a web interface. On the left, there is a dropdown menu with the word "Minutes" selected. To the right of the dropdown is a blue button with the text "PURCHASE PDF" in white capital letters.

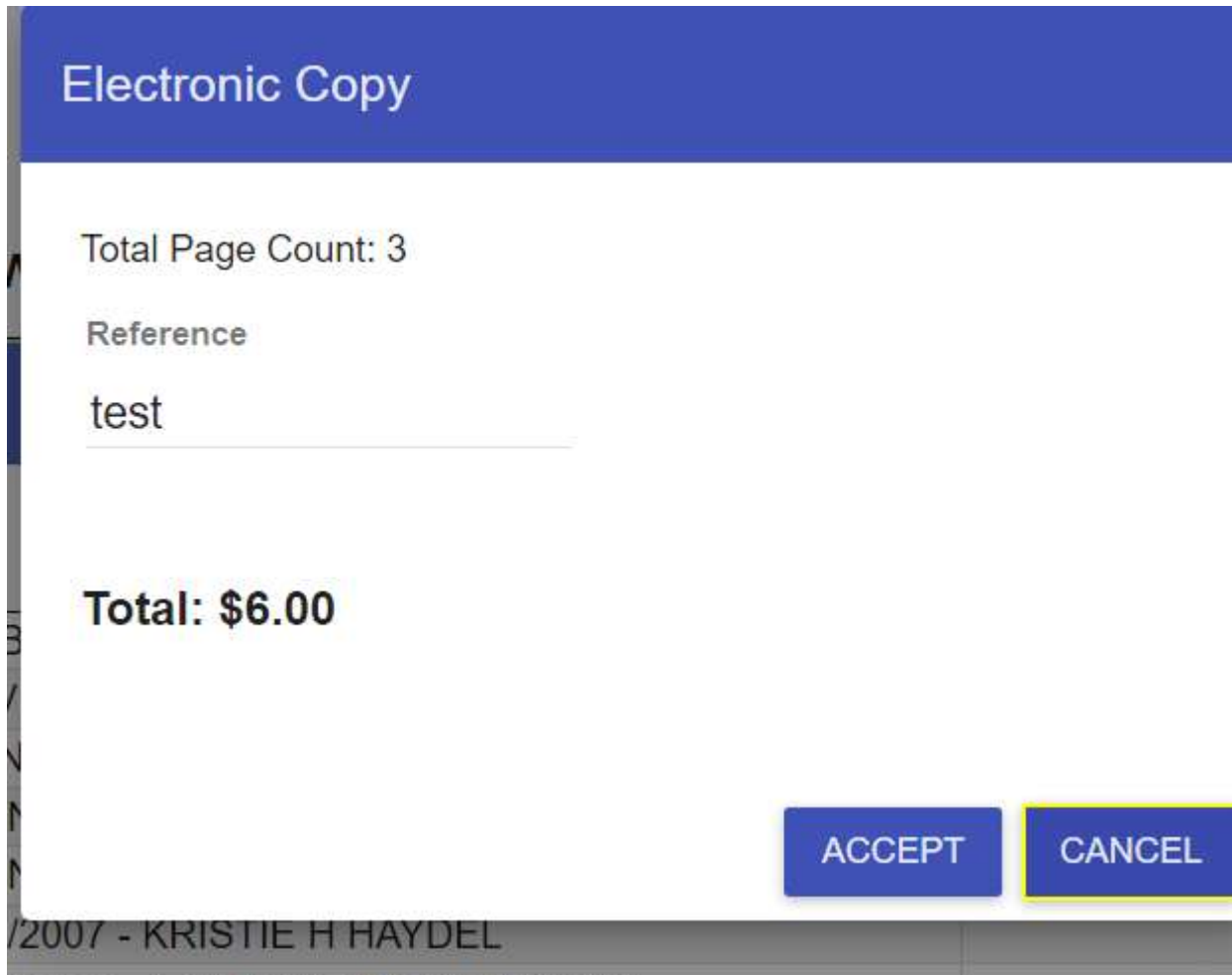
Choose your options and select which minutes to print and then press OK. For those parishes that charge for minutes , the more minutes you print, the more it will cost.



A screenshot of a "Select Minutes" dialog box. The title bar is blue with the text "Select Minutes" in white. Below the title bar, there are two checked checkboxes: "Include Court Session Headings?" and "Show each minute entry on a separate page?". Below the checkboxes is a blue button with the text "UNSELECT ALL" in white. Below the button is a table with two columns: "Date" and "Minute". The table has three rows, each with a checked checkbox in the first column. At the bottom right of the dialog box are two blue buttons: "OK" and "CANCEL".

	Date	Minute
<input checked="" type="checkbox"/>	05/14/2007	Appearances: J. Antonio Tramontana, II, counsel f.....
<input checked="" type="checkbox"/>	06/11/2007	Court ordered the deadline for submission of judgm.....
<input checked="" type="checkbox"/>	06/14/2007	Court ordered the rule to show cause why judgment

The total cost displays, press the Accept button to accept the charges and gain access to the pdf download link.



2. Criminal Inquiry
 - a. Ability to purchase Criminal Case Minutes PDF Report (similar to what was just mentioned for Civil Minutes)
 - b. Charge statute modifier shows on search results and case details
3. Image Viewer
 - a. You may not know this but you can go to a specific page just by typing the page number here



- b. This is new- you can put the page# in here and press enter or press the Go to Page button



- Civil Inquiry- Suit balances have been completely reworked. Some totals show at the top of the screen (the types vary by parish) and the full list of totals are shown in the suit totals tab (varies by parish)

Suit Advance Balance: \$4.60	Suit Witness Balance: \$0.00	Suit Bond Balance: \$0.00	Suit Pauper Balance: \$0.00
-------------------------------------	-------------------------------------	----------------------------------	------------------------------------

Suit Balances	
Description	Amount
Suit Advance Balance	\$4.60
Suit Witness Balance	\$0.00
Suit Bond Balance	\$0.00
Unpayable	\$0.00
Suit Pauper Balance	\$0.00
Total Suit Costs	\$0.00
Paid Direct Charges	\$0.00
Total Suit + Direct Costs	\$0.00
Suit File Balance	\$0.00
Suit File Balance w/ Direct Costs	\$0.00
Total Deposits	\$0.00
Total Refunds	\$0.00
Net Deposits	\$0.00
Pauper Charges	\$0.00

- Civil Inquiry- Attorney Totals have been reworked. You can find this under the suit totals tab. You can click the + icon to see the details that make up each of those totals. There is also an option to show the totals as they were cast.

Show totals as they were cast?

3376 - NELSON ZENTNER SARTOR & SNELLINGS

Advance

Expand/Collapse		
+	Deposits	\$40.00
+	Costs	(\$35.40)
+	Balance	\$4.60

3501 - TRAMONTANA, J ANTONIO

Advance

Expand/Collapse		
+	Deposits	\$150.50
+	Costs	(\$150.50)
+	Balance	\$0.00

6. You can set a default subscription so that it goes to that automatically when you come to clerk connect and/or login. Click on your Name at the top right then select the Account Management menu. Change the default subscription and then press the Update Info button

Default Subscription

(None)

7. Back to Top- there is a button at the bottom of the search results that will take you back to the top of the screen
8. When searching multi-names, made it more clear when a particular name returns no results
9. Added a 6th name to the property records search
10. Civil Minute Daybook
11. Records/Civil/Criminal- added a clear button to clear your current search options
12. Civil Suit Details- suit info is in separate tabs (financials, court events, minutes, service returns, etc.)
13. Ability to rotate an image while viewing it
14. Custom Page Ranges when purchasing an image to print
15. Criminal Case Details- suit info is in separate tabs (court events, minutes, service returns, etc.)